



# MONTHLY MAJOR CRIMES ANALYSIS **FEBRUARY 2019**

**BELIZE CRIME OBSERVATORY**  
National Security Council Secretariat  
Ministry of National Security (Home Affairs)



# Crime Analysis Report

PERIOD: 1<sup>st</sup> – 28<sup>th</sup> February 2019



## SUMMARY

- A total of 104 major crimes were reported countrywide for the month of February 2019 - a decrease (↓) of 3 incidents or a 2.8% decline from the same period last year.
- The February 2019 total represents a decrease (↓) of 11.11% or 13 incidents since the previous month, January 2019, for which 117 incidents were recorded.

All Major Crimes, February 2019



2019

104

2018

107

Chart A: Total Major Crimes, Feb 2018 vs Feb 2019

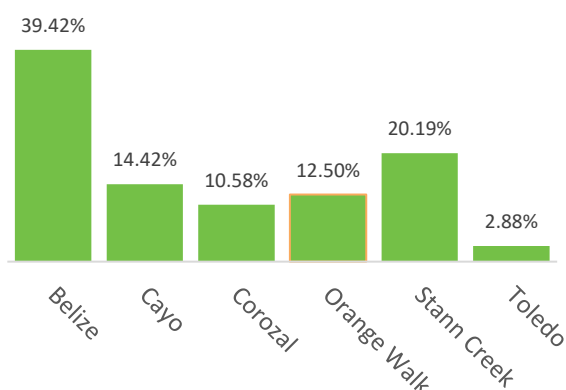



Chart B: Percentage of Major Crimes by District, Feb 2019

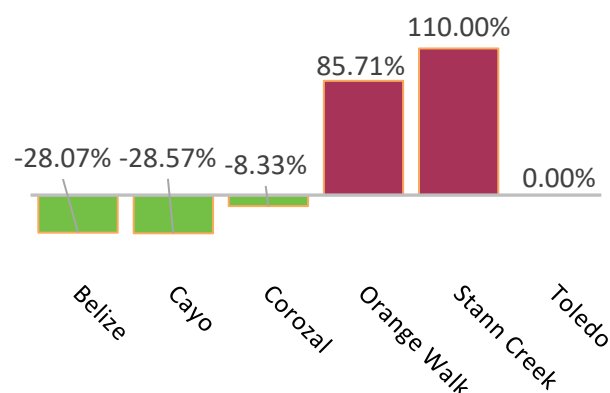
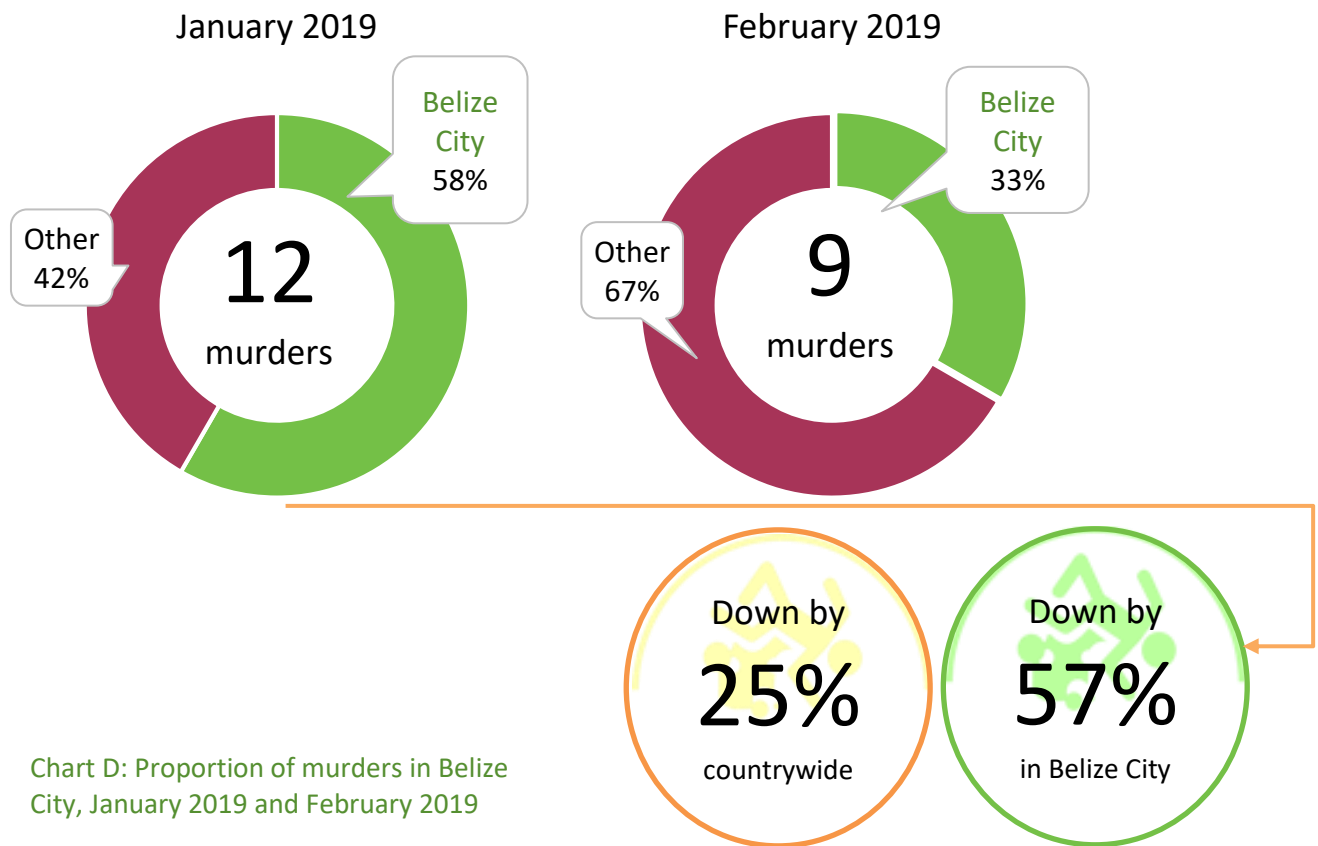


Chart C: Percent Change in Major Crimes, Feb 2019 and Feb 2018

- The Belize District continued to account for the highest percentage of major crimes in February 2019, but there was a notable decline in the number of incidents reported, driven by a major reduction in Belize City. This represents a substantial shift from the previous month, when the majority of major crimes and murders occurred in the Belize District. Orange Walk also saw a shift, in that although property crimes continued to be a concern, the increase was not as high as the previous month. On the other hand, Stann Creek, which reported a decline in January, recorded the greatest increase in major crime incidents in February. That district reported the highest major crime rate relative to population size.

# Crime Analysis Report

PERIOD: 1<sup>st</sup> – 28<sup>th</sup> February 2019



## GANGS



2 of the 3 Belize City murders were deemed to have been gang-related. The both happened in Precinct 3, northern Belize City. There was one (1) gang-related shooting incident for which the suspected motive was robbery. It was classified as attempted murder.

Gang-related murders in Belize City declined 50% from 4 in January 2019 to 2 in February.

# Crime Analysis Report

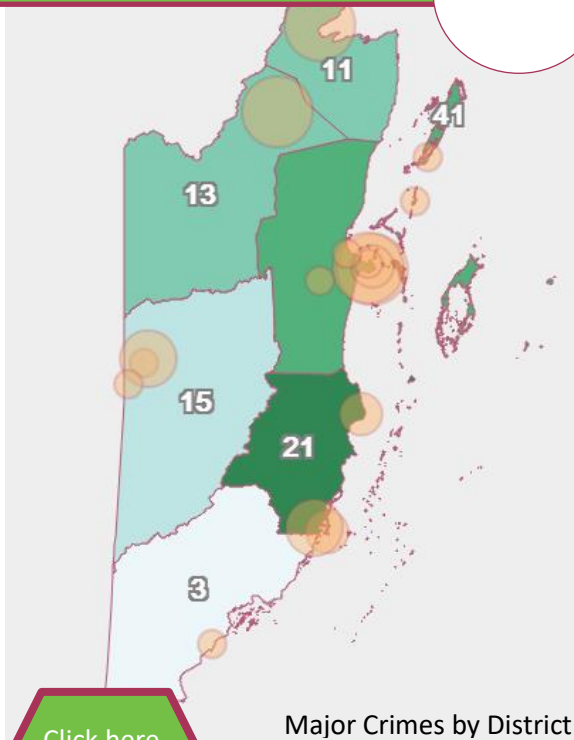
PERIOD: 1<sup>st</sup> – 28<sup>th</sup> February 2019



View Web Apps online via the links provided for an interactive experience. Apps also available on [bco.gov.bz](http://bco.gov.bz).

## CRIME MAPS

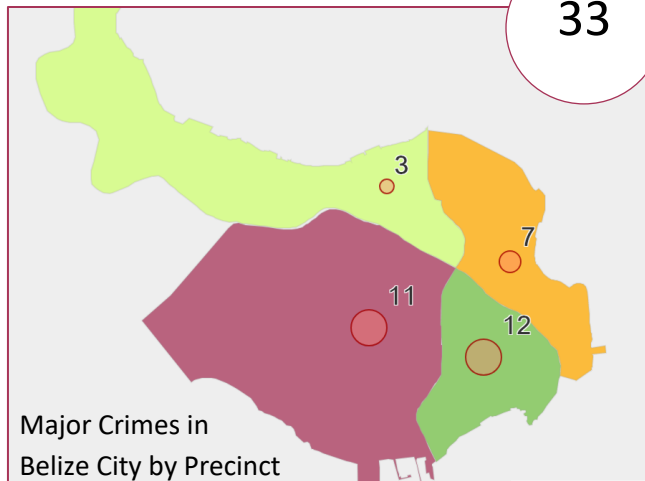
104



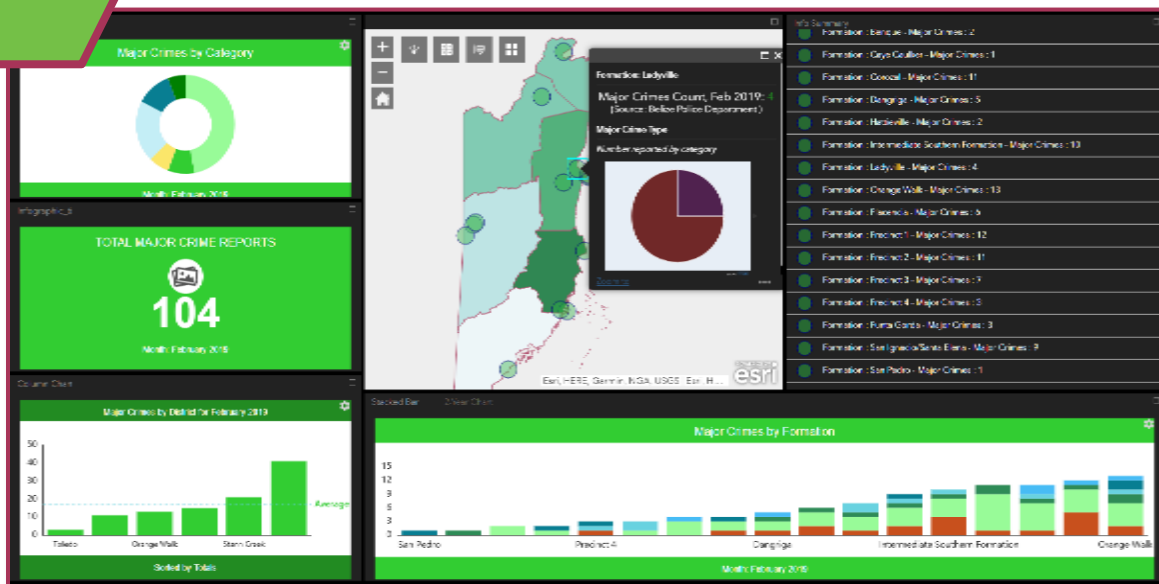
Click here to view Dashboard

1 in every 3 major crimes were reported in BELIZE CITY

33



EXPLORE OUR MAPS AND APPS



# Crime Analysis Report

PERIOD: 1<sup>st</sup> – 28<sup>th</sup> February 2019



## Major Crimes Comparative

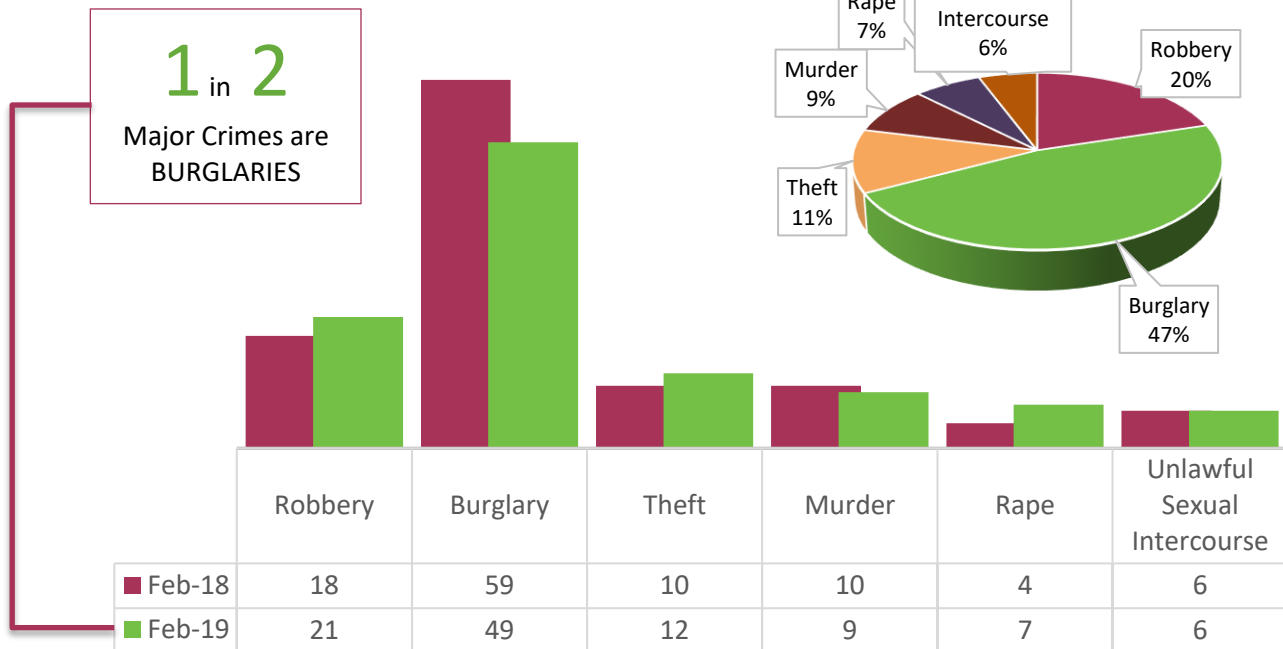


Chart E: Major Crimes by Category, February 2018 and February 2019

## Property Crimes

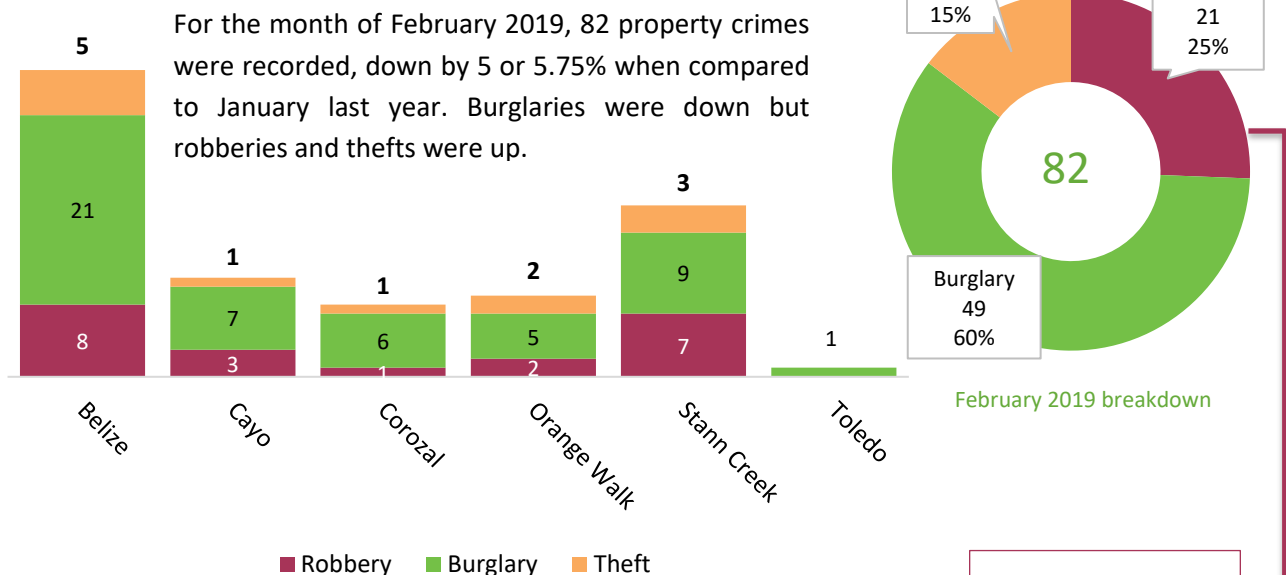


Chart F: Property Crimes by Location, February 2019

**8 in 10**  
Major Crimes are PROPERTY CRIMES

# Crime Analysis Report

PERIOD: 1<sup>st</sup> – 28<sup>th</sup> February 2019



## Murders



A total of **9 murders** were recorded in Belize during February 2019. This is below the monthly average of 12 recorded for 2018. It is a decline of 1 (or 10%) over the same period in 2018, and a decline of 3 (or 25%) over the previous month.

Below is a chart of incidents by location and a 14-month timeline, showing an overall downward trend.

Number of murders by zone:

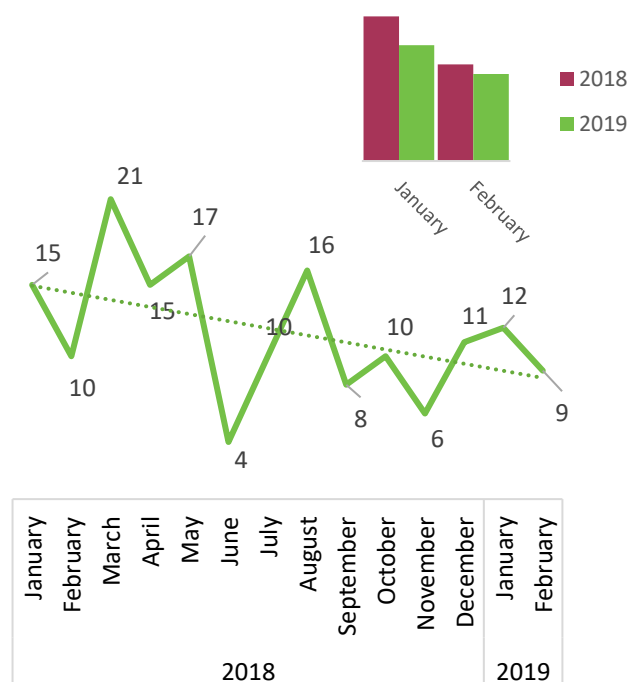
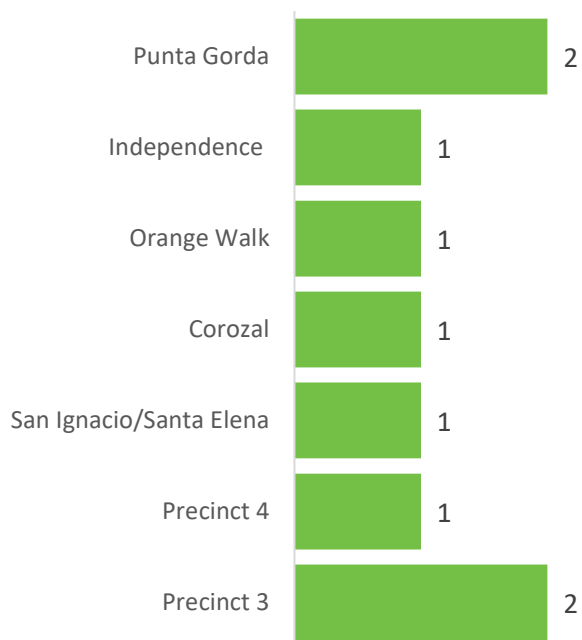
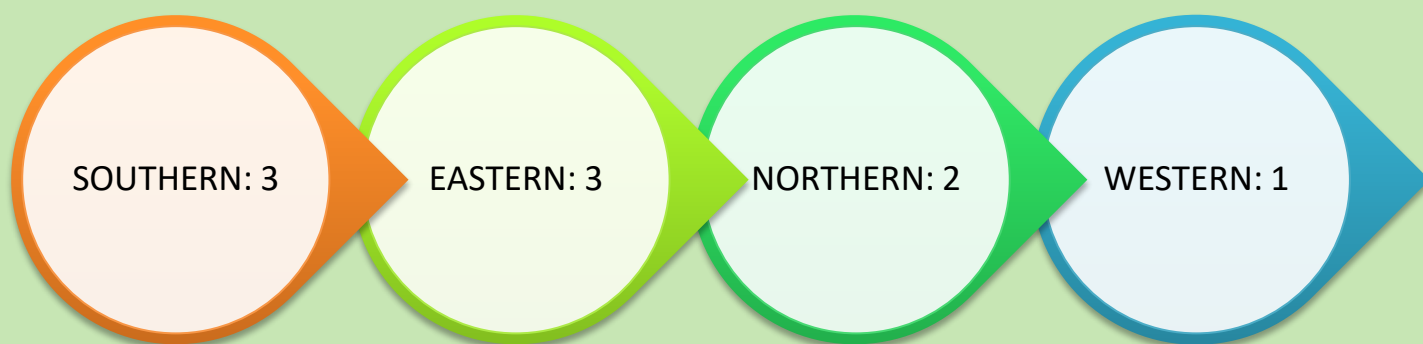


Chart G: Murder Incidents by Police Formation, February 2019

Chart H: Murder Count for the Past 14 months

# Crime Analysis Report

PERIOD: 1<sup>st</sup> – 28<sup>th</sup> February 2019

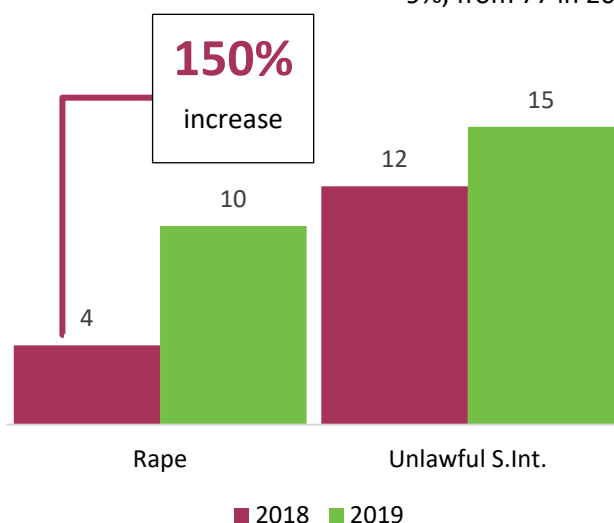


Unlawful Sexual Intercourse: 6 reports for February 2019



Sexual violence reports increased to 13 cases in February 2019, from 12 when compared to the same time last year. Whereas reports of unlawful sexual intercourse were three times more frequent than reports of rape in January 2019, in February rape reports slightly exceeded reports of unlawful sexual intercourse.

Incidents of rape were up 133% in February over the same time last year and 150% for the first 2 months of 2019, while incidents of unlawful sexual intercourse were down 33% during the month but up 25% since the year began. Last year (2018), sexual violence declined 9%, from 77 in 2017 to 70 in 2018.



Increases in the northern districts since the year began have been offset by declines in the Belize, Cayo and Stann Creek Districts.

The Orange Walk and Belize Districts are recording the highest increases in sexual violence for the year to date. The Belize District has recorded a 100% increase in both rape and unlawful sexual intercourse, while rape incidents account for the increase reported in Orange Walk.

Chart I: Sexual Violence Cases for Jan-Feb 2019 and Jan-Feb 2018

# Crime Analysis Report

PERIOD: 1<sup>st</sup> – 28<sup>th</sup> February 2019



## Gang-related Violence

• During February 2019, a total of fifteen (15) gang-related incidents were reported in Belize City, including 5 shooting incidents and 3 incidents of aggravated assault, with no injuries to the victim. This represented a decrease of 12% over the previous month, which recorded 17 gang-related incidents. (See disaggregation of gang-related incidents below.)



## Imprisonment



Chart J: Number of Remanded and Convicted Inmates by Sex and Nationality for February 2019



# Crime Analysis Report

PERIOD: 1<sup>st</sup> – 28<sup>th</sup> February 2019



During the month of February 2019, 73 people (10 females and 63 males) were listed as newly convicted inmates. Nearly half (35 of 73, or 48%) were convicted of illegal entry. As was the case in January, there were no convictions for murder or for sexual violence (rape and unlawful sexual intercourse), but 7 for property crimes and related offences. There were 10 convictions for drug-related offences, including drug trafficking.

All of the 10 convicted females were foreign nationals convicted of illegal entry: 8 Hondurans, 1 Guatemalan and 1 Salvadoran – mostly ages of 18 to 25. Also 25 males were convicted of illegal entry, 10 of them being ages 18 to 25.

Additionally, 81 people (98.8% of them being males) were remanded to prison during the same month. Only one (1) was remanded for murder (although the police reported no murder arrests) and 19 for property crimes (robbery, burglary, theft, and related crimes). A total of 16 people were remanded for sex crimes (6 rape and 10 unlawful sexual intercourse), reflecting an increase in reported sex crimes and also an increase in arrests by police.

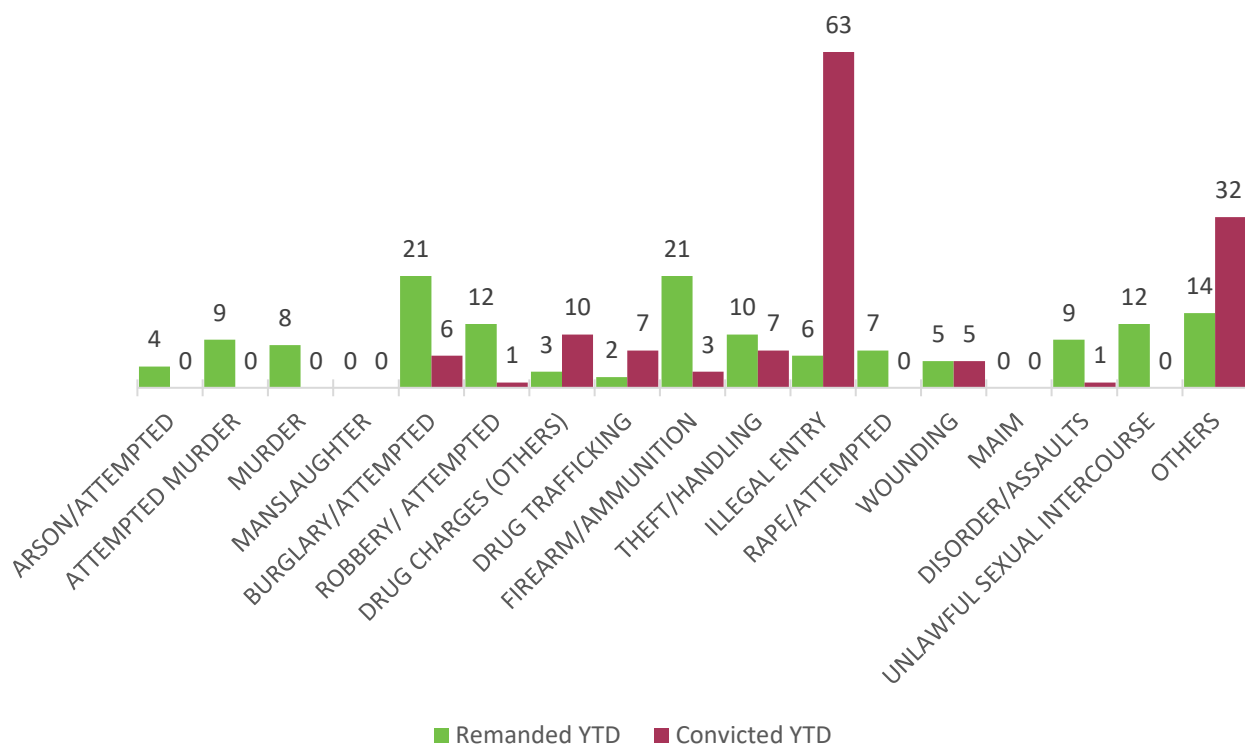


Chart K: Inmates Convicted or Remanded Since the Year Began by Category of Offence. (YTD = Year to date)

# Crime Analysis Report

PERIOD: 1<sup>st</sup> – 28<sup>th</sup> February 2019



## Manner of Death

During February 2019, the National Forensic Science Service examined 40 deaths. Of those, 17 were violent, including 9 homicides, 1 suicide, and 7 road traffic fatalities. All except 3 of the deceased persons were males.

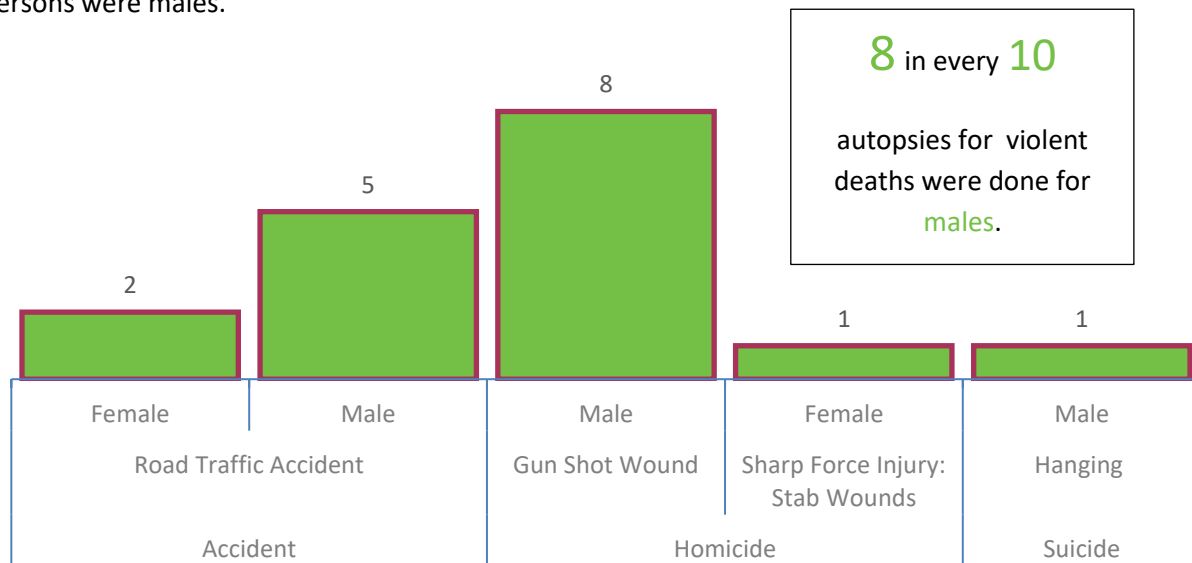


Chart L: Violent Deaths by Category for February 2019

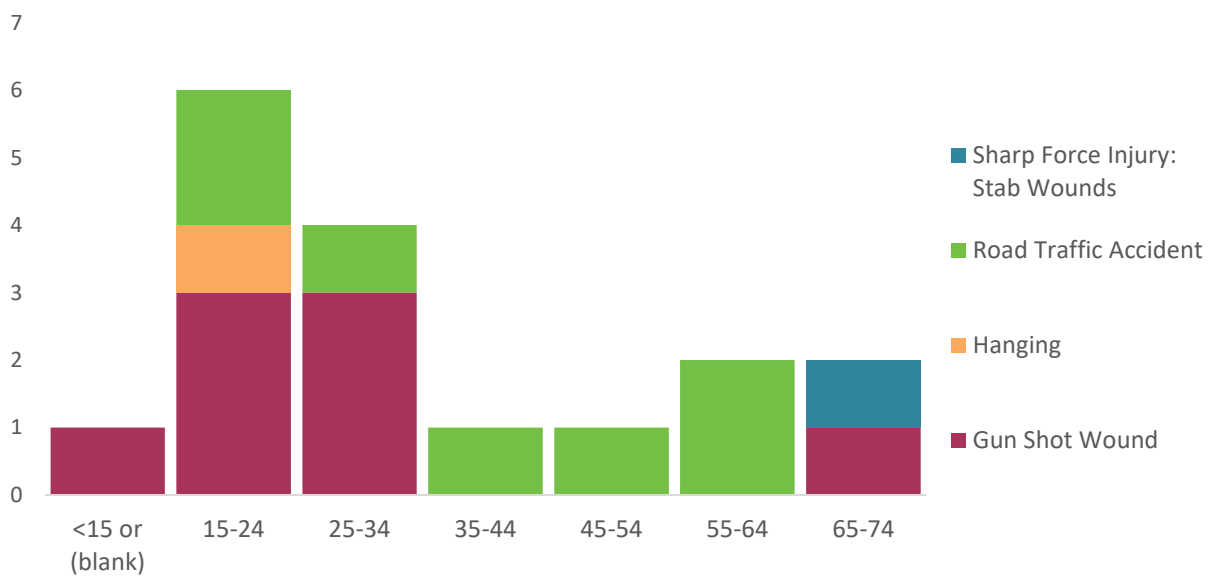


Chart M: Violent Deaths by Age Group and Manner of Death for February 2019



*“Supporting Improvements in  
Citizen Security by Informing,  
Interpreting, and Influencing  
the Understanding of Crime.”*

---

**Belize Crime Observatory**  
Ministry of National Security (Home Affairs)

-----  
 [bco.gov.bz](http://bco.gov.bz)

 [bco@nsc.gov.bz](mailto:bco@nsc.gov.bz)

---

*DATA SOURCE: Belize Police Department, Joint Intelligence Coordinating Center and Gang  
Suppression Unit; the National Forensic Science Service; and the Belize Central Prison.  
Figures are reported as of February 2019. Any future revisions will be noted in subsequent reports.*

---